

TCS

Customizing for TCS

Company Code Settings

Go to App 'Manage Your Solution', Choose Country 'India', Go to the below SSUI

3. Maintain Additional Parameters	Open Set Status	Mandatory	No	102739	Configure	▼
-----------------------------------	--------------------	-----------	----	--------	-----------	---

Maintain Company PAN in the Additional Data

Undo Change Select All Deselect All Configuration Help More ▼

Dialog Structure

▼ Company Code
Additional Data

Company Code: 1810

Par.type	Parameter type	Parameter value
<input type="checkbox"/> CGICD	CGICD	▼
<input type="checkbox"/> CGIID	CGIID	▼
<input type="checkbox"/> CGIIR	CGIIR	▼
<input type="checkbox"/> CGIPRT	CGI Party (Bank-Specific)	▼
<input type="checkbox"/> DTLTAX	Detail Tax Entry with MIRO	▼
<input type="checkbox"/> J_1I02	PAN No	JDHRK9248Q
<input type="checkbox"/> LWTKRS	Tax Rate for Country Currency	▼
<input type="checkbox"/> PTAXCK	Tax Without Rounding Tolerance	▼
<input type="checkbox"/> P_KDTZ	Generate KDT Item when Paying	▼
<input type="checkbox"/>		
<input type="checkbox"/>		

Condition tables

Go to App 'Manage Your Solution', Choose Country 'India', Go to the below SSUI

2. Create Condition Tables	Open Set Status	Recommended	No	103119	Configure	▼
----------------------------	--------------------	-------------	----	--------	-----------	---

Create two condition tables-


The screenshots shown below are for your reference and the table number may differ in your system –

Condition table 1

9SS: LLAND / BUKRS / TAXK6 / IDCHECK / STEUC

Table Number	9SS	Ctry/Rgn/CoCode/TaxCl6Cust/Maint. ID/Ctrl code
	<input checked="" type="checkbox"/>	with Validity Period
	<input checked="" type="checkbox"/>	with Release Status
Selected Fields		
Description	Technical Name	Global Field Name
Dest. Country/Region	LLAND	DestinationCountry
Company Code	BUKRS	CompanyCode
TaxClass6-Cust.	TAXK6	
Maintained ID	IDCHECK	
Control code	STEUC	ConsumptionTaxCtrlCode

The technical setting is as below

Table	955  Ctry/Rgn/CoCode/TaxCl6Cust/Maint. ID/Ctrl code							
With Validity Period	<input checked="" type="checkbox"/>							
With Release Status	<input checked="" type="checkbox"/>							
Selected Fields								
Description	Key	Item Field	Text Field	Field Name	Data Element	Domain Name	Length	Data Type
Dest. Country/Region	<input checked="" type="checkbox"/>	<input type="checkbox"/>	<input type="radio"/>	LLAND	LLAND	LAND1		3C
Company Code	<input checked="" type="checkbox"/>	<input type="checkbox"/>	<input type="radio"/>	BUKRS	BUKRS	BUKRS		4C
TaxClass6-Cust.	<input checked="" type="checkbox"/>	<input type="checkbox"/>	<input type="radio"/>	TAXK6	TAXK6	TAXKD		1C
Maintained ID	<input checked="" type="checkbox"/>	<input type="checkbox"/>	<input type="radio"/>	IDCHECK	J_1IG_IDCHECK	J_1IG_IDCHECK		2C
Control code	<input checked="" type="checkbox"/>	<input checked="" type="checkbox"/>	<input checked="" type="radio"/>	STEUC	STEUC	STEUC		16C

Condition table 2

9SU: LLAND / IDCHECK / STEUC

Table Number	9SU	Ctry/Rgn/Maint. ID/Ctrl code
	<input checked="" type="checkbox"/>	with Validity Period
	<input checked="" type="checkbox"/>	with Release Status
Selected Fields		
Description	Technical Name	Global Field Name
Dest. Country/Region	LLAND	DestinationCountry
Maintained ID	IDCHECK	
Control code	STEUC	ConsumptionTaxCtrlCode

Technical setting as shown below

Table	9SU	Ctry/Rgn/Maint. ID/Ctrl code						
With Validity Period	<input checked="" type="checkbox"/>							
With Release Status	<input checked="" type="checkbox"/>							
Selected Fields								
Description	Key	Item Field	Text Field	Field Name	Data Element	Domain Name	Length	Data Type
Dest. Country/Region	<input checked="" type="checkbox"/>	<input type="checkbox"/>	<input type="radio"/>	LLAND	LLAND	LAND1		3C
Maintained ID	<input checked="" type="checkbox"/>	<input type="checkbox"/>	<input type="radio"/>	IDCHECK	J_1IG_IDCHECK	J_1IG_IDCHECK		2C
Control code	<input checked="" type="checkbox"/>	<input checked="" type="checkbox"/>	<input checked="" type="radio"/>	STEUC	STEUC	STEUC		16C

Access Sequence

Go to App 'Manage Your Solution', Choose Country 'India', Go to the below SSCUI

4. Set Access Sequences	Open Set Status	Recommend ed	No	103121	Configure
-------------------------	--------------------	-----------------	----	--------	-----------

Create two Access Sequence-

The screenshots shown below are for your reference and the access sequence name may differ in your system

Access sequence 1 – ZGD1 IN: TCS for 206C(1H) Goods

Add the condition table 9SS to the access sequence

No.	T...	Description	Requirement	Exclusive
10	9SS	y/Rgn/CoCode/TaxCl6Cust/Maint. ID/Ctrl code		<input checked="" type="checkbox"/>

Select the condition table entry and select fields options

Condition	I/O	Document ...	Document Field	Description	Const. Value Source	Init	Acce...	Priority
LAND		KOMK	LAND1	Dest. Country/Region		<input type="checkbox"/>		
BUKRS		KOMK	BUKRS	Company Code		<input type="checkbox"/>		
TAXK6		KOMK	TAXK6	TaxClass6-Cust.		<input type="checkbox"/>		
IDCHECK		KOMP	IDCHECK	Maintained ID		<input type="checkbox"/>		
STEUC		KOMP	STEUC	Control code		<input type="checkbox"/>		
KFRST				Release Status			B	0
KBSTAT				Processing Status		<input type="checkbox"/>	C	0

Access sequence 2 – ZGD2 IN: TCS for 206C Others

Add the condition table 9SU and 362 to the access sequence

No.	Description	Requirement	Exclusive
10	Ctry/Rgn/Maint. ID/Ctrl code		<input checked="" type="checkbox"/>

Select the condition table entries and select 'Fields' options

Condition	I/O	Document ...	Document Field	Description	Const. Value Source	Init	Acce...	Priority
LAND		KOMK	LAND1	Dest. Country/Region		<input type="checkbox"/>		
IDCHECK		KOMP	IDCHECK	Maintained ID		<input type="checkbox"/>		
STEUC		KOMP	STEUC	Control code		<input type="checkbox"/>		
KFRST				Release Status			B	0
KBSTAT				Processing Status		<input type="checkbox"/>	C	0

Condition Types

Assign the above created access sequence in the below condition types-

These are pre delivered condition types

Condition Types	Description
JTCB	IN: TCS Base
JTC1	IN: 206C(1H) Goods
JTC2	IN: 206C Others

Go to App 'Manage Your Solution', Choose Country 'India', Go to the below SSCUI

5. Set Condition Types for Pricing	Open Set Status	Mandatory	No	101120	Configure ▼
------------------------------------	------------------------------------	-----------	----	--------	--

Below screenshots are for reference-

Condition type for 206C(1H) materials

JTC1 – IN 206C(1H) Goods

Assign the access sequence for 206C(1H) Goods created in the previous step

Condition Type	JTC1 IN: 206C(1H) Goods	Access Sequence	ZGD1 IN: TCS for 206C(1H) Goods
		Records for Access	
Control Data 1			
Condition Class	D Taxes	Plus/Minus	<input type="checkbox"/> positive and negative
Calculation Type	A Percentage		
Condition Category	D Tax		
Rounding Rule	Commercial		
Structure Condition	None		
Condition Function			
Dat.Rec.Source	Condition Technique (SAP S/4HANA) ▼		
Group Condition			
Group Condition	<input type="checkbox"/>	Group Cond. Routine	0
RoundDiffComp	<input type="checkbox"/>		
Changes which can be made			
Manual Entries	D Not possible to process manually	Amount/Percent	<input checked="" type="checkbox"/>
Header Condition	<input type="checkbox"/>	Quantity Relation	<input type="checkbox"/>
Item Condition	<input checked="" type="checkbox"/>	Value	<input type="checkbox"/>
Delete	<input type="checkbox"/>		

Condition type for 206C Other materials

JTC2 - IN:206C Others

Assign the access sequence for 206C others created in the previous step

Condition Type	JTC2 IN: 206C Others	Access Sequence	ZGD2 IN: TCS for 206C Others
		Records for Access	
Control Data 1			
Condition Class	D Taxes	Plus/Minus	<input type="checkbox"/> positive and negative
Calculation Type	A Percentage		
Condition Category	D Tax		
Rounding Rule	Commercial		
Structure Condition	None		
Condition Function			
Dat.Rec.Source	Condition Technique (SAP S/4HANA)		
Group Condition			
Group Condition	<input type="checkbox"/>	Group Cond. Routine	
RoundDiffComp	<input type="checkbox"/>		
Changes which can be made			
Manual Entries	D Not possible to process manually	Amount/Percent	<input checked="" type="checkbox"/>
Header Condition	<input type="checkbox"/>	Quantity Relation	<input type="checkbox"/>
Item Condition	<input checked="" type="checkbox"/>	Value	<input type="checkbox"/>
Delete	<input type="checkbox"/>		

Condition type for deriving the base

JTCB – IN: TCS Base

Assign access sequence JDUM to the condition type

Condition Type	JTCB IN: TCS Base	Access Sequence	JDUM IN: 100% copy of values
		Records for Access	
Control Data 1			
Condition Class	D Taxes	Plus/Minus	<input type="checkbox"/> positive and negative
Calculation Type	A Percentage		
Condition Category	D Tax		
Rounding Rule	Commercial		
Structure Condition	None		
Condition Function			
Dat.Rec.Source	Condition Technique (SAP S/4HANA)		
Group Condition			
Group Condition	<input type="checkbox"/>	Group Cond. Routine	0
RoundDiffComp	<input type="checkbox"/>		
Changes which can be made			
Manual Entries	D Not possible to process manually	Amount/Percent	<input checked="" type="checkbox"/>
Header Condition	<input type="checkbox"/>	Quantity Relation	<input type="checkbox"/>
Item Condition	<input checked="" type="checkbox"/>	Value	<input type="checkbox"/>
Delete	<input type="checkbox"/>		

Pricing Procedure

Below New condition types are introduced in the pricing procedure-

A18002- Materials (India)

Tax Condition type for Reference

Condition Types	Description
JTCB	IN: TCS Base
JTC1	IN: 206C(1H) Goods
JTC2	IN: 206C Others

Tax Procedure

Below condition types are introduced in the standard tax procedure for **India- OTXIN**

Condition Types	Description
JTC1	IN: 206C(1H) Goods
JTC2	IN: 206C Others

Tax Account Key

Below tax account is delivered as standard for TCS posting-

Transaction keys	Description
JTC	TCS Trans.Key

Tax Accounts

Create Intermediate G/L and Final G/L for TCS

Copy any of the existing G/L and create New G/Ls for TCS Intermediate posting and Final posting

7. Manage G/L Account Master Data	Open Set Status	Optional	No	150001	Configure 
-----------------------------------	------------------------------------	----------	----	--------	---

Note: Both the TCS G/L accounts should be
Open Item Managed
Tax category should be ">" Output tax account

Display G/L Account Centrally

Edit financial statement version Edit set Time-Dependent Attributes

G/L Account 20190012 TCS Interim
Company Code IN01 India Model Company, IN

Type/Description Control Data Create/bank/interest Key word/translation Information (C/A) Information (CoCd)

Account control in company code

Account currency	INR	Indian Rupee
Balances in Local Crpy Only	<input type="checkbox"/>	
Exchange Rate Difference Key		
Valuation Group		
Tax Category	>	Output Tax Account
Posting without tax allowed	<input type="checkbox"/>	
Recon. Account for Acct Type		
Alternative Account No.		
Inflation key		
Tolerance Group		

Account Management in Company Code

Open Item Management	<input checked="" type="checkbox"/>
Open Item Mgmt by Ledger Group	<input type="checkbox"/>
Sort key	
Clerk Abbreviation	

Multi Currency Accounting

MCA Key	
---------	--

Display G/L Account Centrally

Edit financial statement version Edit set Time-Dependent Attributes

G/L Account 20190015 TCS Target Final
Company Code IN01 India Model Company, IN

Type/Description Control Data Create/bank/interest Key word/translation Information (C/A) Information (CoCd)

Account control in company code

Account currency	INR	Indian Rupee
Balances in Local Crpy Only	<input type="checkbox"/>	
Exchange Rate Difference Key		
Valuation Group		
Tax Category	>	Output Tax Account
Posting without tax allowed	<input type="checkbox"/>	
Recon. Account for Acct Type		
Alternative Account No.		
Inflation key		
Tolerance Group		

Account Management in Company Code

Open Item Management	<input checked="" type="checkbox"/>
Open Item Mgmt by Ledger Group	<input type="checkbox"/>
Sort key	
Clerk Abbreviation	

Multi Currency Accounting

MCA Key	
---------	--

Below Tax codes are delivered as part of standard content-

Tax codes Actual/Final/target

Tax code	Description
JH	Final NoPAN TCS 1%
JG	Final PAN TCS 0.075%

Tax codes Intermediate

Tax code	Description
JI	Interim PAN-CGST+SGST+ TCS 0.075%
JJ	Interim PAN- IGST +TCS 0.075%
JK	Interim PAN-CGST+SGST+ CESS+TCS 0.075%
JL	Interim PAN- IGST +CESS+TCS 0.075%
JM	Interim PAN CGST+UTGST+TCS 0.075%
JN	Interim PAN CGST+UTGST+CESS+TCS 0.075%
JO	Interim NoPAN-CGST+SGST + TCS 1%
JP	Interim NoPAN-CGST+SGST+ CESS+TCS 1%
JQ	Interim NoPAN- IGST+TCS 1%

JR	Interim NoPAN- IGST +CESS+TCS 1%
JS	Interim NoPAN CGST+UTGST+TCS 1%
JT	Interim NoPAN CGST+UTGST+CESS+TCS 1%

Go to App 'Manage Your Solution', Choose Country 'India', Go to the below SSCUI
Assign the newly created G/L accounts against Intermediate Tax code and Actual/target Tax code

12. Automatic Account
Determination

Open
[Set Status](#)

Mandatory

No

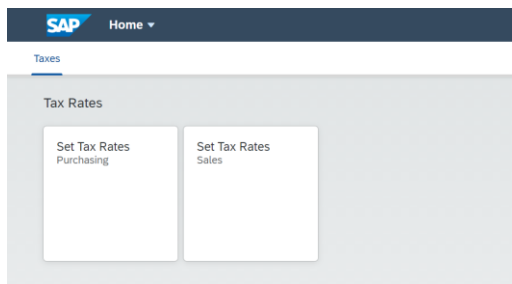
100297

[Configure](#)

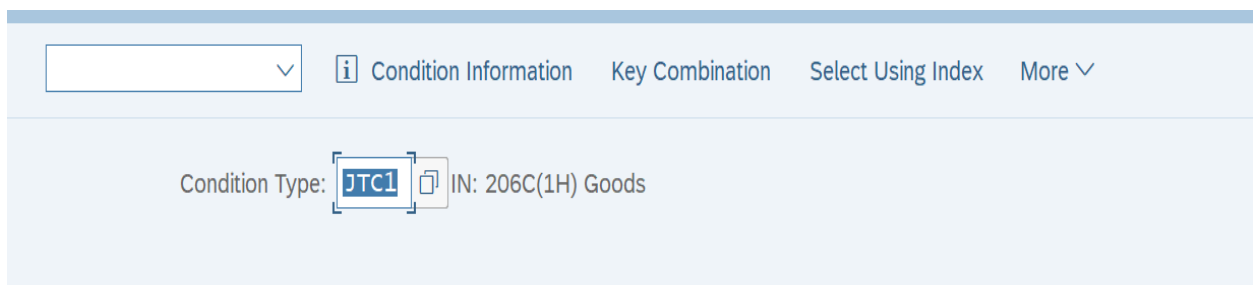


Maintain Condition Record

Open below **Set Tax Rates (Sales)** app using TAX_SPECIALIST user and maintain condition record for TCS
condition type JTC1 & JTC2



Enter Condition type as JTC1/JTC2



Press Enter and then maintain record as below based upon business need.

Display IN: 206C(1H) Goods (JTC1) : Overview

Dest. Country/Region	IN	India
Company Code	IN01	India Model Company, IN
TaxClass6-Cust.	1	TCS Not Applicable
Maintained ID	01	PAN/Aadhaar
Valid On	20.07.2020	

Control code	S. Description	P...	Amount	Unit	Valid From	Valid To	Tax ...	W/T...	Lic. no.	Lic. date	D...
27101211			0,075	%	16.07.2020	31.03.2021	&&				<input type="checkbox"/>

Note - Repeat the same for JTC2 condition type.

TCS Threshold

TCS threshold is delivered as 50Lacs as per the legal rule-

Display View "Threshold Value for Sales": Overview

Category	Valid From	Valid To	Threshold Amount
TCS TCS Threshold	✓ 04/01/2020	03/31/2021	5,000,000.00

Create Section code

Go to App 'Manage Your Solution', Choose Country 'India', Go to the below SSCUI

Define section codes here-

15. Define Section Codes	Open Set Status	Recommend d	No	103553	Configure	▼
--------------------------	--------------------	----------------	----	--------	-----------	---

9. Assign Business Places to Section Codes	Open Set Status	Optional	No	101906	Configure
--	------------------------------------	----------	----	--------	---

New Entries

Copy As...

Undo Change


Select All

Deselect All

Configuration Help

More ▾

Maps Business Place to Section code for TCS

	CoCd	Bus. Place	Plnt	Sect. Code	
<input type="checkbox"/>	1810		1810	<input type="text" value="1810"/>	
<input type="checkbox"/>	1810		Z810	1810	
<input type="checkbox"/>					
<input type="checkbox"/>					

Customer Master

PAN Maintenance

Maintain Business Partner



Enter the customer Business partner no
Chose BP role FLCU01
Under Country Specific Ext, Maintain PAN no

Business PartnerIN_CUST03Test Customer - IN - 03 / 560066 Bangalore

Display in BP roleFI Customer

StatusWhere-Used ListLegal DataCustomer: General DataCustomer: Tax DataCustomer: Additional DataCustomer: Unloading PointsCustomer: TextsCustomer: Country Specific

India: Excise Duty

ECC No.

Excise Reg. No.

Excise Range

Excise Division

Commissionerate

Excise Duty Determination

Exc.Ind.Cust.

India: Sales Tax / Service Tax

CST no.

LST no.

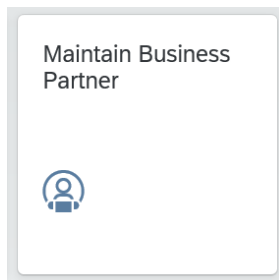
Service Tax Reg

India: Withholding Tax



PANABD7894848

PAN Reference

AADHAR Maintenance




Enter the customer Business partner no
Chose BP role Business partner general 000000

Business Partner **IN_CUST03**  Test Customer - IN - 03 / 560066 Bangalore
Display in BP role Business Partner (Gen.) 

Address Address Overview **Identification** Control Payment Transactions Status Where-Used List Additional Texts Technical Ide

☐ ☐ ☐

< > - < >

 All Industry Systems Change History Entry 0 of 0

Identification Numbers

External BP Number

IDType	Description	Identification Number	Responsible Institution	Entry date	Valid from	Valid To
AADHAR India:	Aadhaar Numbe	170029992922	Indian Government	20.07.2020	01.07.2016	10.07.2023

< > - < >

Tax Classification



Enter the customer Business partner no
Chose BP role Business partner- Customer SD

Under Sales Area details, go to Billing tab and maintain the classification for JTC1 Tax Category in Output Tax section

JTC1 - 0 if TCS is applicable for the customer

JTC1 - 1 if TCS is not applicable for the customer